

**NORTH BAY-MATTAWA CONSERVATION AUTHORITY
MINUTES
of the**

SIXTH Meeting of the North Bay-Mattawa Conservation Authority held at 5:30 p.m. on June 26, 2019 in the North Bay-Mattawa Conservation Authority Natural classroom, 15 Janey Avenue North Bay, Ontario.

MEMBERS PRESENT:

Bonfield, Township of	-	Jane Lagassie	(5:54pm – 7:42pm)
Calvin, Township of	-	Dean Grant	(5:54pm – 7:42pm)
East Ferris, Municipality of	-	Pauline Rochefort	(5:54pm – 7:42pm)
Mattawa, Town of	-	Loren Mick	(5:54pm – 7:42pm)
North Bay, City of	-	Dave Mendicino	(5:54pm – 7:42pm)
North Bay, City of	-	Simon Blakeley	(5:54pm – 7:42pm)
Papineau –Cameron, Township of	-	Shelley Belanger	(5:54pm – 7:42pm)
Powassan, Municipality of	-	Dave Britton	(5:54pm – 7:42pm)

MEMBERS ABSENT:

Callander, Municipality of	-	Rob Noon
Chisholm, Township of	-	Nunzio Scarfone
Mattawan, Municipality of	-	Michelle Lahaye
North Bay, City of	-	Chris Mayne

ALSO PRESENT:

Brian Tayler, CAO, Secretary-Treasurer
Cam Graham, Laurentian Ski Hill and Snowboarding Club
Chris Fulton, Laurentian Ski Hill and Snowboarding Club
David Ellingwood, Supervisor, Source Water Protection
Helen Cunningham, Manager, Finance & Human Resources
Kurtis Romanchuk, Water Resources Engineer
Paula Scott, Director, Planning & Development/Deputy CAO
Rebecca Morrow, Administrative Assistant
Sue Buckle, Manager, Communications & Outreach

1. Chair's remarks

In the absence of the Chair, Chris Mayne, Vice Chair Dave Britton assumed the role of Chair for this meeting. . The Chair congratulated staff on a job well done with the spring flooding situation.

2. Approval of the Agenda

The Chair welcomed everyone to the meeting and extended regrets. He extended regrets on behalf of Chris Mayne, Nunzio Scarfone and Michelle Lahaye After discussion the following resolution was presented:

Resolution No. 60-19, Lagassie-Mick

THAT the agenda be approved as amended.

Carried Unanimously

3. Confirmation of Delegation(s)

No delegations.

4. Delegations

None.

5. Adoption of Previous Minutes of May 22, 2019

After discussion, questions and answers the following resolution was presented:

Resolution No. 61-19, Belanger-Mick

THAT the minutes from the May 22, 2019 meeting are adopted as presented.

Carried Unanimously

6. Declaration of Pecuniary Interest

None declared.

7. Laurentian Ski Hill and Snowboarding Club

Chris Fulton and Cam Graham of Laurentian Ski Hill and Snowboarding Club made a visual presentation to the Board of Directors. Their presentation highlighted their 2018 Operations including revenue, expenditures and a new proposed beginner run. An independent environmental consultant has been hired to report on the proposed scope of work in creating the beginner run. After discussion the Board Members thanked Chris and Cam for their presentation, and the following resolutions were presented:

Resolution No. 62-19, Rochefort- Mendicino

THAT the Board of Directors authorizes the use of the Laurentian Ski Hill Operating Reserve for the 2019/2020 fiscal as itemized below to make payments to the Laurentian Ski Hill Snowboarding Club for the following operational items:

• June 2019 – Payroll	\$22000.00
• Pecore Ski Solutions	\$3000.00
• Audit Fees	\$5000.00
• Utilities	\$2000.00
• TOTAL	\$32000.00

THAT expenditure of these funds will be reconciled with the overall operation at the fiscal year end to determine if there are operating funds available from the ski hill to replenish the operating reserve.

AND FURTHER THAT the Board of Directors authorizes the use of the Laurentian Ski Hill Operating Reserve to cover a 2018/19 budget shortfall of \$38,500.00

Carried Unanimously

Resolution No. 63-19, Rochefort- Mendicino

THAT the Board of Directors authorizes the use of the Laurentian Ski Hill Capital Reserve as itemized below to make payments to suppliers and contractors for Laurentian Ski Hill Snowboarding Club for fiscal year 2018/2019 for the following items:

• Motion Canada Bearing Replacement and Switch	\$2200.00
• Pecore Ski Solutions	\$2000.00
• Santasalo On-Site Gearbox/Bearing Repair	\$1015.00
• Utilities	\$2000.00
• TOTAL	\$15240.00

Carried Unanimously

Resolution No. 64-19, Mendicino-Mick

THAT the Board of Directors authorizes staff to enter into an amended Laurentian Ski Hill Snowboarding Club Operating Agreement by altering “Schedule A” of the current agreement to allow for the creation of a beginner run, and;

THAT the Board of Directors authorization is subject to staff receiving a report from a third party environmental professional providing an opinion on the location of the run is free from significant environmental conditions.;

AND LASTLY THAT “Schedule A” is appended to the minutes of this meeting.

Carried Unanimously

Resolution No. 65-19, Grant-Rochefort

THAT the Board of Directors receives the special events request and approves the use of Laurentian Ski Hill Escarpment Conservation Area Ski Hill property by Laurentian Ski HILL Snowboarding Club for the following two events:

- 1) The “Music on the Slopes” festival from 3:00 pm to 9:00pm on September 7, 2019;
- 2) And the “ Mud Run” from 3:00pm to 9:00 Pm on October 5, 2019

FURTHER THAT the Board of Directors directs staff to prepare a Memorandum of Understanding to address the obligations and conditions for the music festival to be hosted by Laurentian Ski Hill Snowboarding Club.

Carried Unanimously

8. Quarterly Financial Statements

Brian Tayler presented the Quarterly Financial Statements. After discussion, the following resolution was presented:

Resolution No. 66-19, Rochefort-Mendicino

THAT the Income Statement, Balance Sheet and Budget Status Report at May 31, 2019 be approved, and;

FURTHER THAT this report be appended to the minutes of this meeting.

Carried

9. Section 28 Approvals

The members reviewed the reports. After discussion, the following resolutions were presented:

Resolution No. 67-19, Lagassie-Belanger

THAT the Development, Interference with Wetlands and Alterations to Shorelines and Watercourses report dated June 19, 2019 is received and appended to the minutes of this meeting.

Carried Unanimously

10. Communications and Outreach

Sue Buckle, Manager, Communications and Outreach presented her report to the members. She also provided a handout. After discussion, the members thanked Sue for her presentation and the following resolution was presented:

Resolution No. 68-19, Lagassie-Mick

THAT the Communications and Outreach Report dated June 26, 2019 is received and appended to the minutes of this meeting.

Carried Unanimously

11. Spring Freshet update

Brian Tayler and Kurtis Romanchuk gave an update on the spring Freshet conditions. After discussion, the following resolution was presented:

Resolution No. 69-19, Mick-Belanger

THAT the Spring Freshet Board Report dated June 26, 2019 is received and appended to the minutes of this meeting.

Carried Unanimously

12. Canada Revenue Agency Audit

Brian Tayler informed the members that we had recently undergone a Canada Revenue Agency Audit. The results have not yet been determined. Brian will report back to the Board of Directors with the results once they have been received. The members thanked Brian for the information.

13. New Business

The following new business items were discussed:

- 1) Brian Informed the members of a need for an extra meeting in July to discuss Interim Policies for Mattawa;
- 2) Brian Informed members that we have a new Minister of the Ministry of Environment Conservation and Parks.
- 3) New Conservation Authorities Act – currently being revised
- 4) Oak Street Insurance
- 5) Request for Proposal. Brian informed the members of the need for two Requests for Proposals (RFP's). After discussion, the following resolution was presented:

Resolution No. 70-19, Rochefort-Belanger

THAT staff are authorized to approve RFP's for NDMP & WECI projects subject to the projects being within the approved budget.

Carried Unanimously

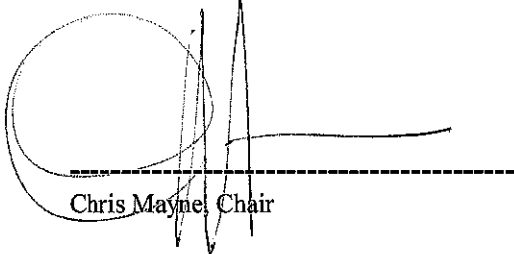
14. Adjournment (7:42p.m.)

As there was no further new business, the following resolution was presented:


Resolution No. 71-19, Mick-Grant

THAT the meeting be adjourned, and the next meeting be held at 5:30 pm Wednesday August 21, 2019 at the Authority Office, 15 Janey Avenue, North Bay, Ontario or at the call of the Chair.

Carried Unanimously



Chris Mayne, Chair

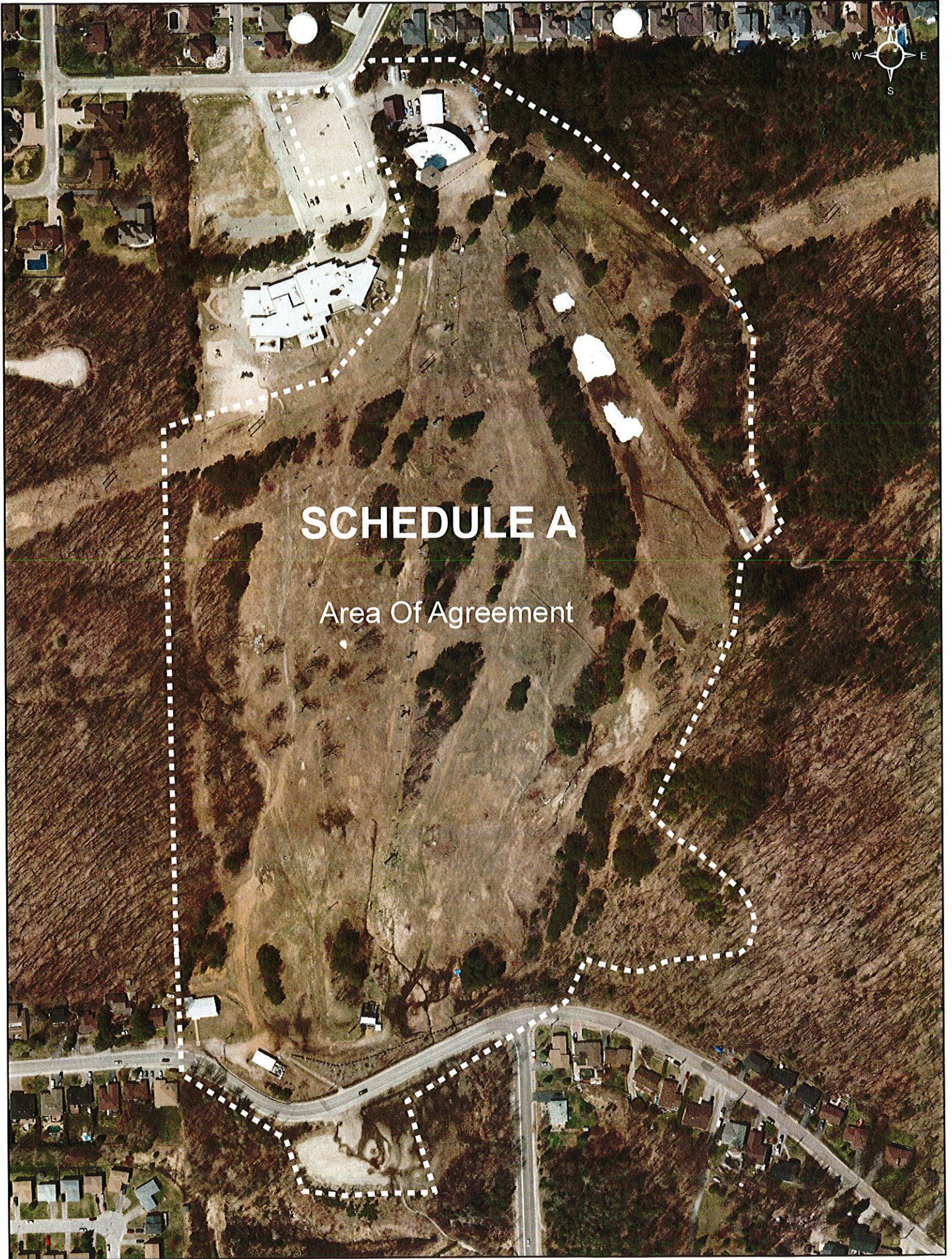


Brian Tayler, Chief Administrative Officer, Secretary Treasurer



SCHEDULE A

Area Of Agreement



TO: The Chairman and Members
of the Board of Directors,
North Bay-Mattawa Conservation Authority

DATE: June 26, 2019

ORIGIN: Helen Cunningham,
Manager, Financial Services and Human Resources

SUBJECT: Financial Statements for the period January 1, 2019 to May 30,
2019; Income Statement, Balance Sheet and Budget Status
Report.

Background: The Financial reporting format was changed to reflect the
direction provided by and approved by the Board of Directors. The statements
include a monthly Income Statement and Balance Sheet and a quarterly Budget
Status Statement.

Analysis: Presented are the Income Statement and Balance Sheet for May
2019. Also included is the Quarterly Budget Status Report for the period ending
May 31, 2019. The following are the observations made by staff with respect to
how revenues vs. expenses are comparing to the approved budget as of May 31,
2019.

Income Statement

* **Core (Grant Eligible)**

The Ministry of Natural Resources and Forestry transfer payment has
been reduced by 48% for the 2019-20 fiscal year, for Section 39 Eligible
Natural Hazard Management Grant.

Due to the cut to our transfer payment revisions had to be made to
compensate for the payment reduction. Project expenditure deferrals will
see total savings of \$97,500.00.

Also because of the extreme wet spring this year, Parks Creek Flood
Control Structure was in full operation and this will have a fairly significant
impact to the Operation and Maintenance of Flood Control Structures
budget.

The Core (Grant Eligible) budgets will likely show deficits this year, and
staff are monitoring all of these accounts and will be reporting to the Board
of Directors on an ongoing basis.

Amortization of historically accumulated assets are expensed quarterly within the Administration Account (31-00) This quarter saw \$95,890.70 of expense that is not part of the annual budget because these expenses were funded prior to 2009.

Core

Septics OBC - The net position of this account is in a deficit position due to the time of the year. No staff concerns at this time

Section 28 Regulations – The net position of this account is in a deficit position due to the time of the year. No staff concerns at this time.

Interpretive Centre – The net position of this account is on target with the approved budget. No staff concerns at this time.

Lands & Properties – The net position of this account is expected to meet budget this year.

Outreach – The net position of this account is on target with the approved budget. No staff concerns at this time.

Source Protection Planning - The net position of this account is on target with the approved budget. No staff concerns at this time.

* **Capital Projects**

The Lands & Properties Capital and Central Services budgets have been revised as services have been deferred due to budget constraints. The Water and Erosion Control Infrastructure (WECI) project for Chippewa Creek – erosion repair has recently received funding approval, and with deferred revenue from 2018 will see this project started this year. Staff are closely monitoring these accounts.

* **Studies and Special Projects**

A budget was created for the Laurentian Ski Hill Snowboarding Club's Capital 'Ask', as well as Laurentian Ski Hill Snowboarding Club's Operating Reserve. Expenses are still being paid for the quad chair lift repairs and groomer repairs.

Project expenditures for the Section 28 Technical Project, Integrated Watershed Management (IWM) and Administrative Office Parking Lot projects have been deferred as per Budget Addendum.

Stewardship & Restoration program is completely supported by grant funding. As of May 31st TD Friends of the Environment's grant of \$8,000.00 has been received. Staff are monitoring expenses to grants on an ongoing basis.

Balance Sheet

Financial Assets

May 2019 assets are comparable to May 2018.


Liabilities

May 2019 liabilities are comparable to May 2018.

Recommendation: The Financial statements that have been issued are consistent with Resolution No. 18-03. Therefore, it is recommended that the Conservation Authority Board of Directors approve these statements (see attached).

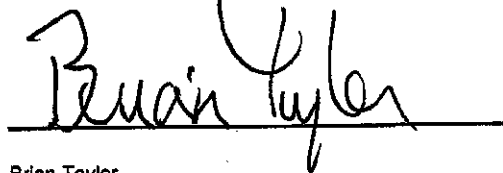
RECOMMENDED RESOLUTIONS:

THAT the Income Statement, Balance Sheet and Budget Status Report at May 31, 2019 be approved and appended to the minutes of this meeting.



Helen Cunningham

Manager, Financial Services and Human Resources



Brian Tayler

CAO/Secretary Treasurer



**NORTH BAY-MATTAWA
CONSERVATION
AUTHORITY**

Draft

BALANCE SHEET at May 31, 2019

Unaudited Financial Statements

	May 31, 2019	April 30, 2019
<u>FINANCIAL ASSETS</u>		
Cash	1,327,336.45	115,839.68
Accounts Receivable	401,876.85	1,644,420.72
HST Receivable	<u>16,262.32</u>	<u>31,579.27</u>
Total Financial Assets	1,745,475.62	1,791,839.67
<u>LIABILITIES</u>		
Accounts Payable	55,039.96	154,667.23
HST	3,964.59	3,504.18
Payroll Liabilities Payable	99,617.32	99,617.32
Accrued Liabilities & Miscellaneous	<u>15,000.00</u>	<u>15,000.00</u>
	173,621.87	272,788.73
<u>Deferred Revenue</u>		
Lands & Properties Capital	80,736.13	80,736.13
Drinking Water Source Protection Program Interest Earned	2,309.25	2,309.25
DIA Technical	114,620.91	114,620.91
NBMCA Watershed Plan	70,583.25	70,583.25
WECl - 2018/2019	<u>45,691.70</u>	<u>45,691.70</u>
	313,941.24	313,941.24

BALANCE SHEET at May 31, 2019
 Unaudited Financial Statements

	May 31, 2019	April 30, 2019
<u>Long Term Debt:</u>		
Bank Loan	625,749.59	627,414.95
City of North Bay Loan - LSHSC	<u>30,000.00</u>	<u>40,000.00</u>
Total Liabilities	1,143,312.70	667,414.95
		<u>1,254,144.92</u>
Non-Financial Assets		
Tangible Capital Assets	14,158,575.51	14,156,040.29
Pre-Paid Expenses	<u>12,624.46</u>	<u>12,624.46</u>
Accumulated Surplus	14,171,199.97	14,168,664.75
		<u>14,706,359.50</u>

NORTH BAY-MATTAWA CONSERVATION AUTHORITY
Notes to Financial Statements

May 31, 2019

2. Tangible Capital Assets

	Land	Buildings	Infrastructure	Vehicle	Machinery & Equipment	Equipment, Office Furniture & Computers	Total
Cost, beginning of year	\$6,977,633.00	\$3,653,967.00	\$9,040,495.00	\$219,488.00	\$82,699.00	\$564,204.00	\$20,538,486.00
Additions	5,249.00		10,231.00	60,344.00	13,604.00		\$89,428.00
Disposals				22,002.00			
Cost, end of period	6,982,882.00	3,653,967.00	9,050,726.00	257,830.00	96,303.00	564,204.00	20,605,912.00
Accumulated amortization, beginning of year		1,122,457.00	4,639,135.00	120,434.00	55,128.00	414,789.00	6,362,943.00
Amortization		18,951.00	69,732.00	-13,009.00	2,465.00	6,257.00	84,396.00
Accumulated amortization, end of period		1,141,408.00	4,708,867.00	107,425.00	58,593.00	421,046.00	6,447,339.00
Net carrying amount, end of period	6,982,882.00	2,512,559.00	4,341,859.00	150,405.00	27,710.00	143,158.00	14,158,573.00

NOTE: These are unaudited Financial Statements

NORTH BAY-MATTAWA CONSERVATION AUTHORITY
Profit & Loss Budget vs. Actual
SUMMARY

January through May 2019

DRAFT

	Budget	Revised Budget	Jan -May 19 Actuals	Variance from Budget	% of Budget	Comments
Income						
3100 - Administration	308,716.00	308,716.00	211,356.79	-97,359.21	68.46%	
3500 - Watershed Planning	118,692.00	118,692.00	60,924.00	-57,768.00	51.33%	
3600 - Flood Control	178,050.00	178,050.00	93,300.00	-84,750.00	52.4%	
3700 - Erosion Control	73,460.00	73,460.00	38,729.00	-34,731.00	52.72%	
3800 - Flood Forecasting	124,381.00	124,381.00	65,881.00	-58,500.00	52.97%	
3900 - Ice Management	11,579.00	11,579.00	11,579.00	0.00	100.0%	
8300 - Capital-Source Water Protection	258,156.00	258,156.00	140,726.88	-117,429.12	54.51%	
3200 - Septics	719,800.00	719,800.00	168,157.34	-551,642.66	23.36%	
3400 - Section 28 Regulations	44,755.00	44,755.00	13,095.00	-31,660.00	29.26%	
4200 - Water Quality	12,970.00	12,970.00	4,545.00	-8,425.00	35.04%	
5700 - Outreach	55,728.00	55,728.00	18,303.28	-37,424.72	32.84%	
5600 - Interpretive Centre	192,745.00	192,745.00	104,313.42	-88,431.58	54.12%	
7000 - Lands & Properties	117,845.00	117,845.00	85,845.50	-31,999.50	72.85%	
8600 - Capital-Lands & Properties	357,395.00	357,395.00	357,395.00	0.00	100.0%	
9700 - Capital-Central Services	50,300.00	50,300.00	50,300.00	0.00	100.0%	
9800 - Capital-DIA Technical Project	241,810.00	337,929.00	193,060.00	-144,869.00	57.13%	
9900 - Capital-NBMCA Integrated Watershd Strategy	312,081.00	312,081.00	312,081.00	0.00	100.0%	
107-00 - Capital - Stewardship & Restoration	133,798.00	133,798.00	10,150.00	-123,648.00	7.59%	
109-00 - Capital-WECl Project 2018/2019	292,573.00	392,573.00	392,573.00	0.00	100.0%	
112-00 - LSHSC Capital 'ASK'	65,000.00	65,000.00	68,303.00	3,303.00	105.08%	
113-00 - Municipalities for Climate Innovation Program	40,000.00	40,000.00	40,000.00	0.00	100.0%	
114-00 - LSHSC Operating Reserve Funds	60,000.00	60,000.00	60,000.00	0.00	100.0%	
Total Income	3,769,834.00	3,965,953.00	2,500,618.21	-1,465,334.79	63.05%	

NORTH BAY-MATTAWA CONSERVATION AUTHORITY
Profit & Loss Budget vs. Actual
SUMMARY
January through May 2019

DRAFT

	Budget	Revised Budget	Jan -May 19 Actuals	Variance from Budget	% of Budget	Comments
Expense						
3100 - Administration	308,716.00	308,716.00	130,013.86	-178,702.14	42.11%	
3500 - Watershed Planning	118,692.00	118,692.00	44,850.44	-73,841.56	37.79%	
3600 - Flood Control	178,050.00	178,050.00	92,558.47	-85,491.53	51.99%	
3700 - Erosion Control	73,460.00	73,460.00	26,440.31	-47,019.69	35.99%	
3800 - Flood Forecasting	124,381.00	124,381.00	46,672.57	-77,708.43	37.52%	
3900 - Ice Management	11,579.00	11,579.00	8,832.51	-2,746.49	76.28%	
8300 - Capital-Source Water Protection	258,156.00	258,156.00	87,066.91	-171,089.09	33.73%	
3200 - Septics	719,800.00	719,800.00	287,878.90	-431,921.10	39.99%	
3400 - Section 28 Regulations	44,755.00	44,755.00	15,115.69	-29,639.31	33.77%	
4200 - Water Quality	13,045.00	13,045.00	1,984.32	-11,060.68	15.21%	
5700 - Outreach	55,728.00	55,728.00	21,013.30	-34,714.70	37.71%	
5600 - Interpretive Centre	192,745.00	192,745.00	88,870.57	-103,874.43	46.11%	
7000 - Lands & Properties	117,845.00	117,845.00	49,488.81	-68,356.19	42.0%	
8600 - Capital-Lands & Properties	357,395.00	328,820.00	40,346.23	-288,473.77	12.27%	
9700 - Capital-Central Services	50,300.00	44,800.00	14,286.01	-30,513.99	31.89%	
9800 - Capital-DIA Technical Project	241,810.00	322,929.00	85,895.59	-237,033.41	26.6%	
9900 - Capital-NBIMCA Integrated Watershed Strategy	312,081.00	281,175.00	99,145.09	-182,029.91	35.26%	
107-00 - Capital - Stewardship & Restoration	133,798.00	133,798.00	20,130.56	-113,667.44	15.05%	
109-00 - Capital-WECI Project 2015/2016	292,573.00	392,573.00	59,189.54	-333,383.46	15.08%	
112-00 - LSHSC Capital ASK	65,000.00	65,000.00	13,603.91	-51,396.09	20.93%	
113-00 - Municipalities for Climate Innovation Program	40,000.00	15,000.00	0.00	-15,000.00	0.0%	
114-00 - LSHSC Operating Reserve Funds	60,000.00	60,000.00	0.00	-60,000.00	0.0%	
Total Expense	3,769,909.00	3,861,047.00	1,233,383.59	-2,627,663.41	31.94%	
Net			1,267,234.62			

NORTH BAY-MATTAWA CONSERVATION AUTHORITY
Profit & Loss Budget vs. Actual
Administration

January through May 2019

	Budget	Jan -May 19 Actuals	Variance from Budget	% of Budget	Comments
Ordinary Income/Expense					
Income					
3101 · A-Transfer Pay'ts MNR	32,215.00	0.00	-32,215.00	0.0%	
3104 · A-General Levy	101,395.00	101,397.00	2.00	100.0%	
3113 · A-Other Revenue	165,105.00	106,086.27	-59,018.73	64.25%	
3114 · A-Interest Earned	10,000.00	3,873.52	-6,126.48	38.74%	
Total Income	308,715.00	211,366.79	-97,348.21	68.46%	
Expense					
3130 · A-Wages Salaried	100,381.00	34,707.76	-65,673.24	34.56%	
3135 · A-Salaried Benefits	28,107.00	10,139.45	-17,967.55	36.07%	
3138 · A-Per Diem	6,000.00	0.00	-6,000.00	0.0%	
3139 · A-Members Mileage	2,600.00	981.58	-1,618.42	37.75%	
3140 · A-Members Expenses	2,750.00	609.95	-2,140.05	22.18%	
3141 · A-Staff Mileage & Expenses	8,500.00	2,283.78	-6,216.22	26.87%	
3142 · A-Staff Certification & Training	3,281.00	472.19	-2,808.81	14.35%	
3143 · A-Telephone	7,500.00	2,630.09	-4,869.91	35.07%	
3145 · A-Insurance	8,025.00	7,307.55	-717.45	91.06%	
3148 · A-Office Supplies	4,684.00	1,849.59	-2,834.41	39.4%	
3149 · A-Postage	1,230.00	209.11	-1,020.89	17.0%	
3150 · A-Equipment Purchase	2,000.00	0.00	-2,000.00	0.0%	
3151 · A-Equipment Rental	1,805.00	1,511.81	-294.19	83.71%	
3152 · A-Publications & Printing	5,944.00	0.00	-5,944.00	0.0%	
3158 · A-Audit	10,025.00	10,948.36	923.36	109.21%	
3160 · A-Materials & Supplies	1,600.00	1,246.52	-353.48	77.91%	
3161 · A-Conservation Ont Levy	22,460.00	11,230.00	-11,230.00	50.0%	
3162 · A-Services	3,400.00	2,147.56	-1,252.44	63.16%	
3166 · A-Consulting Services		3,866.88			
3170 · A-Rent	83,410.00	34,659.65	-48,750.35	41.55%	
3173 · A-Vehicle Gas	750.00	102.67	-647.33	13.69%	
3174 · A-Accounting Services	1,400.00	569.85	-830.15	40.7%	
3178 · A-Internal Lease	2,843.00	633.27	-2,209.73	22.28%	
3180 · A-Staff Computer Purchases		1,761.47			
3182 · A-Staff Clothing Purchases		144.77			
Total Expense	308,715.00	130,013.86	-178,701.14	42.11%	
Net Income	0.00	81,342.93	81,342.93	100.0%	

NORTH BAY-MATTAWA CONSERVATION AUTHORITY
Profit & Loss Budget vs. Actual
Watershed Planning
 January through May 2019

	Budget	Jan -May 19 Actuals	Variance from Budget	% of Budget	Comments
Ordinary Income/Expense					
Income					
3501 · WP-MNR Transfer Payment	43,593.00	0.00	-43,593.00	0.0%	
3503 · WP-Grants from Others	3,430.00	0.00	-3,430.00	0.0%	
3504 · WP-General Levy	51,669.00	51,669.00	0.00	100.0%	
3506 · WP-Fees	20,000.00	9,255.00	-10,745.00	46.28%	
Total Income	118,692.00	60,924.00	-57,768.00	51.33%	
Expense					
3530 · WP-Wages Salary	80,940.00	33,298.24	-47,641.76	41.14%	
3532 · WP-Seasonal Wages	9,616.00	1,176.45	199.37	102.07%	
3536 · WP-Salaried Benefits	24,201.00	9,815.37	-24,082.15	0.49%	
3541 · WP-Staff Mileage & Expenses	900.00	118.85	-781.15	13.21%	
3542 · WP-Staff Certification & Train	1,310.00	0.00	-1,310.00	0.0%	
3560 · WP-Materials & Supplies	350.00	52.72	-297.28	15.06%	
3562 · WP-Services	300.00	50.00	-250.00	16.67%	
3578 · WP-Internal Lease	1,075.00	338.81	-736.19	31.52%	
Total Expense	118,692.00	44,850.44	-73,841.56	37.79%	
Net Income	0.00	16,073.56	16,073.56	100.0%	

NORTH BAY-MATTAWA CONSERVATION AUTHORITY
Profit & Loss Budget vs. Actual
Operation Maintenance of Flood Control Structures
 January through May 2019

	Budget	Jan -May 19 Actuals	Variance from Budget	% of Budget	Comments
Ordinary Income/Expense					
Income					
3601 · FC-MNR Transfer Payment	84,750.00	0.00	-84,750.00	0.0%	
3604 · FC-General Levy	93,300.00	93,300.00	0.00	100.0%	
Total Income	178,050.00	93,300.00	-84,750.00	52.4%	
Expense					
3630 · FC-Wages Salary	91,688.00	30,012.72	-61,675.28	32.73%	
3632 · FC-Seasonal Wages	17,894.00	2,326.32	-15,567.68	13.0%	
3636 · FC-Salaried Benefits	28,536.00	8,863.38	-19,672.62	31.06%	
3644 · FC-Taxes	10,505.00	4,905.21	-5,599.79	46.69%	
3645 · FC-Insurance	10,700.00	9,743.40	-956.60	91.06%	
3647 · FC-Repairs & Maintenance	400.00	0.00	-400.00	0.0%	
3660 · FC-Material & Supplies	650.00	14,654.06	14,004.06	2,254.47%	
3662 · FC-Services	10,679.00	20,032.80	9,353.80	187.59%	
3672 · FC-Hydro	500.00	118.35	-381.65	23.67%	
3673 · FC-Vehicle Gas	2,200.00	580.32	-1,619.68	26.38%	
3678 · FC-Internal Lease	4,298.00	1,321.91	-2,976.09	30.76%	
Total Expense	178,050.00	92,558.47	-85,491.53	51.99%	
Net Income	0.00	741.53	741.53	100.0%	

NORTH BAY-MATTAWA CONSERVATION AUTHORITY
Profit & Loss Budget vs. Actual
Erosion Control Maintenance
 January through May 2019

	Budget	Jan -May 19 Actuals	Variance from Budget	% of Budget	Comments
Ordinary Income/Expense					
Income					
3701 · EC-MNR Transfer payment	34,731.00	0.00	-34,731.00	0.0%	
3704 · EC-General Levy	38,729.00	38,729.00	0.00	100.0%	
Total Income	73,460.00	38,729.00	-34,731.00	52.72%	
Expense					
3730 · EC-Wages Salary	33,357.00	10,505.60	-22,851.40	31.49%	
3732 · EC-Seasonal Wages	9,761.00	1,268.90	-8,492.10	13.0%	
3736 · EC-Salaried Benefits	10,902.00	3,133.14	-7,768.86	28.74%	
3744 · EC-Taxes	6,003.00	2,830.23	-3,172.77	47.15%	
3745 · EC-Insurance	8,025.00	7,307.55	-717.45	91.06%	
3760 · EC-Materials and Supplies	612.00	0.00	-612.00	0.0%	
3772 · EC-Hydro	500.00	177.59	-322.41	35.52%	
3773 · EC-Vehicle Gas	1,076.00	225.85	-850.15	20.99%	
3778 · EC-Internal Lease	3,224.00	991.45	-2,232.55	30.75%	
Total Expense	73,460.00	26,440.31	-47,019.69	35.99%	
Net Income	0.00	12,288.69	12,288.69	100.0%	

NORTH BAY-MATTAWA CONSERVATION AUTHORITY
Profit & Loss Budget vs. Actual
Flood Forecasting
 January through May 2019

	Budget	Jan -May 19 Actuals	Variance from Budget	% of Budget	Comments
Ordinary Income/Expense					
Income					
3801 · FF-MNR Transfer Payment	58,500.00	0.00	-58,500.00	0.0%	
3804 · FF-General Levy	65,881.00	65,881.00	0.00	100.0%	
Total Income	124,381.00	65,881.00	-58,500.00	52.97%	
Expense					
3830 · FF-Mages Salary	84,049.00	31,325.49	-52,723.51	37.27%	
3836 · FF-Benefits	23,534.00	9,397.13	-14,136.87	39.93%	
3842 · FF-Staff Certification & Traini	1,600.00	0.00	-1,600.00	0.0%	
3843 · FF-Telephone	7,500.00	2,630.12	-4,869.88	35.07%	
3847 · FF-Repairs & Maintenance	500.00	0.00	-500.00	0.0%	
3853 · FF-Advertising	300.00	0.00	-300.00	0.0%	
3860 · FF-Materials & Supplies	455.00	167.90	-287.10	36.9%	
3862 · FF-Services	2,300.00	2,251.72	-48.28	97.9%	
3873 · FF-Vehicle Gas	1,300.00	266.94	-1,033.06	20.53%	
3878 · FF-Internal Lease	2,843.00	633.27	-666.73	48.71%	
Total Expense	124,381.00	46,672.57	43,829.57	37.52%	
Net Income	0.00	19,208.43	19,208.43	100.0%	

NORTH BAY-MATTAWA CONSERVATION AUTHORITY
Profit & Loss Budget vs. Actual
Ice Management
 January through May 2019

	Budget	Jan -May 19 Actuals	Variance from Budget	% of Budget	Comments
Ordinary Income/Expense					
Income					
3901 · IM-MNR Transfer Payment	4,750.00	4,750.00	0.00	100.0%	
3904 · IM-General Levy	6,829.00	6,829.00	0.00	100.0%	
Total Income	<u>11,579.00</u>	<u>11,579.00</u>	<u>0.00</u>	<u>100.0%</u>	
Expense					
3930 · IM-Wages Salary	3,730.00	4,704.47	974.47	126.13%	
3936 · IM-Salaried Benefits	1,044.00	1,380.52	336.52	132.23%	
3960 · IM-Materials & Supplies	542.00	0.00	-542.00	0.0%	
3962 · IM-Services	6,263.00	2,747.52	-3,515.48	43.87%	
Total Expense	<u>11,579.00</u>	<u>8,832.51</u>	<u>-2,746.49</u>	<u>76.28%</u>	
Net Income	<u>0.00</u>	<u>2,746.49</u>	<u>2,746.49</u>	<u>100.0%</u>	

NORTH BAY-MATTAWA CONSERVATION AUTHORITY
Profit & Loss Budget vs. Actual
Source Protection Planning
 January through May 2019

	Budget	Jan -May 19 Actuals	Variance from Budget	% of Budget	Comments
Ordinary Income/Expense					
Income					
8301 · C-SWP Operat	258,156.00	140,726.88	-117,429.12	54.5%	deferred revenue from 2018 plus second installment of 2017/2018
Transfer Pay'ts MNR					Transfer Payment
Total Income	258,156.00	140,726.88	-117,429.12	54.5%	
Expense					
8330 · C-SWP Operat-Wages Salary	116,318.00	45,988.05	-70,329.95	39.5%	
8330 · C-SWP Operat-Wages Contract	13,122.00	0.00			
8336 · C-SWP-Salaried Benefits	34,669.00	13,732.59	-20,936.41	39.6%	
8338 · C-SWP-Per Diem	9,700.00	1,220.00	-8,480.00	12.6%	
8339 · C-SWP-Members Mileage	1,920.00	253.50	-1,666.50	13.2%	
8340 · C-SWP-Member Expenses	400.00	20.35	-379.65	5.1%	
8341 · C-SWP-Staff Mileage & Expenses	1,300.00	110.63	-1,189.37	8.5%	
8343 · C-SWP-Telephone	3,000.00	996.23	-2,003.77	33.2%	
8345 · SWP-Insurance	2,675.00	2,435.85	-239.15	91.1%	
8348 · C-SWP-Office Supplies	1,408.00	537.84	-870.16	38.2%	
8349 · C-SWP-Postage	950.00	34.84	-915.16	3.7%	
8351 · C-SWP-Equipment Rental	722.00	553.66	-168.34	76.7%	
8353 · C-SWP-Advertising & Communicat	600.00	330.72	-269.28	55.1%	
8368 · SWP-Audit	695.00	782.02	87.02	112.5%	
8360 · C-SWP-Materials & Supplies	12,133.00	129.72	-12,003.28	1.1%	
8362 · C-SWP-Services	6,550.00	5,285.23	-1,264.77	80.7%	
8367 · C-SWP Operat-Admin Overhead	32,250.00	8,062.50	-24,187.50	25.0%	
8370 · C-SWP-Rent	13,902.00	5,887.00	-8,015.00	42.3%	
8373 · SWP-Vehicle Gas	1,000.00	246.39	-753.61	24.6%	
8378 · C-SWP-Internal Lease	4,842.00	459.79	-4,382.21	9.5%	
Total Expense	258,156.00	87,066.91	-157,967.09	33.7%	
Net Income	0.00	53,659.97	53,659.97	100.0%	

NORTH BAY-MATTAWA CONSERVATION AUTHORITY
Profit & Loss Budget vs. Actual
Septic OBC

January through May 2019

	Budget	Jan -May 19 Actuals	Variance from Budget	% of Budget	Comments
Ordinary Income/Expense					
Income					
3203 · S-OBC-Grants from Other	13,000.00	2,000.00	-11,000.00	15.39%	
3206 · S-OBC-Fees	694,300.00	143,482.50	-550,817.50	20.67%	
3225 · S-OBC-Gain on Disposal of Assets	12,500.00	22,674.94	10,174.94	181.4%	
Total Income	719,800.00	168,157.34	-551,642.66	23.36%	
Expense					
3230 · S-OBC-Wages Salary	357,821.00	150,548.93	-207,272.07	42.07%	
3231 · S-OBC-Wages Contract	76,142.00	21,438.37	-54,703.63	28.16%	
3232 · S-OBC-Wages Seasonal	7,840.00	1,019.20	-6,820.80	13.0%	
3236 · S-OBC-Salaried Benefits	115,703.00	51,257.01	-64,445.99	44.3%	
3241 · S-OBC-Staff Mileage & Expenses	2,000.00	2,399.80	399.80	119.99%	
3242 · S-OBC-Staff Certific & Trainin	7,000.00	1,964.17	-5,035.83	28.06%	
3243 · S-OBC-Telephone	12,000.00	4,514.77	-7,485.23	37.62%	
3246 · S-OBC-Insurance	8,025.00	7,318.55	-706.45	91.2%	
3247 · S-OBC-Repairs & Maintenance	750.00	441.65	-308.35	58.89%	
3248 · S-OBC-Office Supplies	3,286.00	1,501.38	-1,784.62	45.69%	
3249 · S-OBC-Postage	2,460.00	418.24	-2,041.76	17.0%	
3250 · S-OBC-Equipment Purchases	4,000.00	0.00	-4,000.00	0.0%	
3251 · S-OBC-Equipment Rental	4,007.00	957.99	-3,049.01	23.81%	
3252 · S-OBC-Publications & Printing	1,110.00	623.73	-486.27	56.19%	
3254 · S-OBC-Bank Charges	2,000.00	839.27	-1,160.73	41.96%	
3256 · S-OBC-Credit Card Charges	7,000.00	2,018.92	-4,981.08	28.84%	
3258 · S-OBC-Audit	3,475.00	3,910.13	435.13	112.52%	
3259 · S-OBC-Legal Services	500.00	0.00	-500.00	0.0%	
3260 · S-OBC-Materials and Supplies	3,200.00	3,752.05	552.05	117.25%	
3262 · S-OBC-Services	6,250.00	2,665.59	-3,584.41	42.65%	
3270 · S-OBC-Rental Expense	57,750.00	24,005.64	-33,744.36	41.54%	
3273 · S-OBC-Vehicle Gas	11,500.00	2,007.84	-9,492.16	17.46%	
3278 · OBC- Internal Lease	25,941.00	4,253.67	-21,687.33	16.41%	
Total Expense	719,800.00	287,876.90	-431,923.10	39.99%	
Net Income	0.00	-119,721.56	-119,721.56	100.0%	

NORTH BAY-MATTAWA CONSERVATION AUTHORITY

Profit & Loss Budget vs. Actual

SECTION 28

REGULATIONS

January through May 2019

	Budget	Jan -May 19 Actuals	Variance from Budget	% of Budget	Comments
Ordinary Income/Expense					
Income					
3406 · RF-Fees	44,755.00	13,095.00	-31,660.00	29.26%	
Total Income	<u>44,755.00</u>	<u>13,095.00</u>	<u>-31,660.00</u>	<u>29.26%</u>	
Expense					
3430 · RF-Wages Salary	27,684.00	10,584.21	-17,099.79	38.23%	
3436 · RF-Salaried Benefits	7,752.00	3,214.87	-4,537.13	41.47%	
3441 · RF-Staff Mileage & Expenses	300.00	0.00	-300.00	0.0%	
3442 · RF-Staff Certificat & Training	1,600.00	0.00	-1,600.00	0.0%	
3449 · RF-Postage	205.00	34.83	-170.17	16.99%	
3459 · RF-Legal Services	1,000.00	0.00	-1,000.00	0.0%	
3460 · RF-Materials and Supplies	422.00	-86.26	-508.26	(20.44%)	
3462 · RF-Services	400.00	0.00	-400.00	0.0%	
3473 · RF-Vehicle Gas	400.00	82.11	-317.89	20.53%	
3478 · RF- Internal Lease	4,992.00	1,285.93	-3,706.07	25.76%	
Total Expense	<u>44,755.00</u>	<u>15,115.69</u>	<u>-29,639.31</u>	<u>33.77%</u>	
Net Income	<u>0.00</u>	<u>-2,020.69</u>	<u>-2,020.69</u>	<u>100.0%</u>	

NORTH BAY-MATTAWA CONSERVATION AUTHORITY
Profit & Loss Budget vs. Actual
Water Quality Monitoring
 January through May 2019

	Budget	Jan -May 19 Actuals	Variance from Budget	% of Budget	Comments
Ordinary Income/Expense					
Income					
4203 - WQ-Grants from Other	8,500.00	0.00	-8,500.00	0.0%	
4204 - WQ-General Levy	4,470.00	4,545.00	75.00	101.68%	
Total Income	<u>12,970.00</u>	<u>4,545.00</u>	<u>-8,425.00</u>	<u>35.04%</u>	
Expense					
4232 - WQ-Wages Seasonal	4,808.00	560.56	-4,247.44	11.65%	
4236 - WQ-Benefits	789.00	22.42	-746.58	2.92%	
4260 - WQ-Materials & Supplies	2,000.00	589.46	-1,410.54	29.47%	
4262 - WQ-Services	5,238.00	750.29	-4,487.71	14.32%	
4273 - WQ-Vehicle Gas	230.00	61.59	-168.41	26.78%	
Total Expense	<u>13,045.00</u>	<u>1,984.32</u>	<u>-11,060.68</u>	<u>15.21%</u>	
Net Income	<u>-75.00</u>	<u>2,560.68</u>	<u>2,635.68</u>	<u>(3,414.24%)</u>	

NORTH BAY-MATTAWA CONSERVATION AUTHORITY
Profit & Loss Budget vs. Actual

Outreach

January through May 2019

	Budget	Jan -May 19 Actuals	Variance from Budget	% of Budget	Comments
Ordinary Income/Expense					
Income					
5703 · OUTREACH-Grants from Others	9,819.00	0.00	-9,819.00	0.0%	
5704 · OUTREACH-General Levy	12,205.00	12,205.00	0.00	100.0%	
5706 · OUTREACH-Fees	10,000.00	1,150.00	-8,850.00	11.5%	
5707 · OUTREACH-Donations	10,704.00	0.00	-10,704.00	0.0%	
5713 · OUTREACH-Other Revenue	13,000.00	4,948.28	-8,051.72	38.06%	
Total Income	55,728.00	18,303.28	-37,424.72	32.84%	
Expense					
5730 · OUTREACH-Wages Salary	10,145.00	4,068.24	-6,076.76	40.1%	
5731 · OUTREACH-Wages Contract	11,254.00	9,229.60	-2,024.40	82.01%	
5732 · OUTREACH-Wages Seasonal	3,430.00	0.00	-3,430.00	0.0%	
5736 · OUTREACH-Salaried Benefits	5,191.00	4,153.67	-1,037.33	80.02%	
5741 · OUTREACH-Staff Mileage & Expenses	875.00	174.98	-700.02	20.0%	
5753 · OUTREACH-Advertising	1,850.00	100.00	-1,750.00	5.41%	
5760 · OUTREACH-Materials & Supplies	16,978.00	2,774.71	-14,203.29	16.34%	
5762 · OUTREACH-Services	1,800.00	512.10	-1,287.90	28.45%	
5764 · OUTREACH-Vehicle Lease	225.00	0.00	-225.00	0.0%	
5766 · OUTREACH-Consulting Services	3,960.00	0.00	-3,960.00	0.0%	
Total Expense	55,728.00	21,013.30	-34,714.70	37.71%	
Net Income	0.00	-2,710.02	-2,710.02	100.0%	

NORTH BAY-MATTAWA CONSERVATION AUTHORITY
Profit & Loss Budget vs. Actual
Interpretive Centre
 January through May 2019

	Budget	Jan -May 19 Actuals	Variance from Budget	% of Budget	Comments
Ordinary Income/Expense					
Income					
5609 · IC-Property Rental Internal	139,017.00	57,923.75	-81,093.25	41.67%	
5610 · IC-Property Rental External	45,728.00	46,182.36	454.36	100.99%	
5613 · IC-Other Revenue	8,000.00	207.31	-7,792.69	2.59%	
Total Income	<u>192,745.00</u>	<u>104,313.42</u>	<u>-88,431.58</u>	<u>54.12%</u>	
Expense					
5630 · IC-Wages & Salaries	71,127.00	30,016.88	-41,110.12	42.2%	
5636 · IC-Benefits	19,916.00	8,643.66	-11,272.34	43.4%	
5645 · IC-Insurance	8,025.00	7,307.55	-717.45	91.06%	
5646 · IC-Natural Gas	8,090.00	6,052.49	-2,037.51	74.81%	
5647 · IC-Repairs & Maintenance	10,056.00	3,241.11	-6,814.89	32.23%	
5655 · IC-Interest Expense	16,252.00	6,668.46	-9,583.54	41.03%	
5660 · IC-Materials & Supplies	6,000.00	1,971.00	-4,029.00	32.85%	
5662 · IC-Services	31,632.00	17,616.47	-14,015.53	55.69%	
5668 · IC-Vandalism Repairs	250.00	0.00	-250.00	0.0%	
5671 · IC-Water	3,900.00	1,245.57	-2,654.43	31.94%	
5672 · IC-Hydro	17,497.00	6,107.38	-11,389.62	34.91%	
Total Expense	<u>192,745.00</u>	<u>88,870.57</u>	<u>-103,874.43</u>	<u>46.11%</u>	
Net Income	<u>0.00</u>	<u>15,442.85</u>	<u>15,442.85</u>	<u>100.0%</u>	

NORTH BAY-MATTAWA CONSERVATION AUTHORITY
Profit & Loss Budget vs. Actual
L & P Operations
 January through May 2019

	Budget	Jan -May 19 Actuals	Variance from Budget	% of Budget	Comments
Ordinary Income/Expense					
Income					
7003 · LP-Grants from Others	7,000.00	0.00	-7,000.00	0.0%	
7004 · LP-General Levy	71,500.00	71,500.00	0.00	100.0%	
7007 · LP-Donations	250.00	188.18	-61.82	75.27%	
7010 · LP-Property Rent Revenue Extern	25,795.00	9,540.65	-16,254.35	36.99%	
7020 · LP-Shared Costs Ski Hill	13,300.00	2,876.33	-10,423.67	21.63%	
7025 · LP-Gain on Disposal of TCA		1,740.34	1,740.34	100.0%	
Total Income	117,845.00	85,845.50	-31,999.50	72.85%	
Expense					
7030 · LP-Wages Salary	49,637.00	19,577.61	-30,059.39	39.44%	
7032 · LP-Seasonal Wages	4,880.00	634.45	-4,245.55	13.0%	
7036 · LP-Salaried Benefits	14,679.00	5,629.79	-9,049.21	38.35%	
7044 · LP-Taxes	13,506.00	6,329.03	-7,176.97	46.86%	
7045 · LP-Insurance	8,025.00	7,307.55	-717.45	91.06%	
7047 · LP-Repairs & Maintenance	1,440.00	479.55	-960.44	33.3%	
7050 · LP-Shared Costs with Ski Hill	8,500.00	3,480.29	-5,019.71	40.95%	
7060 · LP-Materials & Supplies	6,678.00	1,897.23	-4,780.77	28.41%	
7062 · LP-Services	5,076.00	2,434.17	-2,641.83	47.95%	
7073 · LP-Vehicle Gas	2,200.00	727.68	-1,472.32	33.08%	
7078 · LP-TCA Internal Lease	3,224.00	991.45	-2,232.55	30.75%	
Total Expense	117,845.00	49,488.81	-68,356.19	42.0%	
Net Income	0.00	36,356.69	36,356.69	100.0%	

NORTH BAY-MATTAWA CONSERVATION AUTHORITY
Profit & Loss Budget vs. Actual for
Lands and Properties Capital
CA's Trails
January through May 2019

	Budget	Revised Budget	Jan -May 19 Actuals	Variance from Budget	% of Budget	Comments
Ordinary Income/Expense						
Income						
8604 · L&P Capital-General Levy	127,204.00	127,204.00	127,204.00	0.00	100.0%	
8605 · L&P Capital-Special Levy	148,309.00	148,309.00	148,309.00	0.00	100.0%	
8613 · C-L&P-Other Revenue	81,882.00	81,882.00	81,882.00	0.00	100.0%	
Total Income	357,395.00	357,395.00	357,395.00	0.00	100.0%	
Expense						
8630 · C-L&P-Wages Salary	33,088.00	33,088.00	8,742.43	-24,345.57	26.42%	
8636 · C-L&P-Salaried Benefits	9,265.00	9,265.00	2,406.37	-6,858.63	25.97%	
8641 · C-L&P-Staff mileage & Expenses	2,500.00	2,500.00	787.69	-1,712.31	31.51%	
8650 · C-L&P-Equipment Purchase -TCA	2,000.00	2,000.00	0.00	-2,000.00	0.0%	
8660 · C-L&P-Materials & Supplies	98,500.00	98,500.00	5,181.05	-93,318.95	5.26%	
8662 · C-L&P-Services	126,901.00	98,326.00	3,019.33	-95,306.67	77.48%	
8666 · C-L&P-Consulting Services	20,200.00	20,200.00	3,979.02	-16,220.98	19.7%	
8667 · C-L&P-Admin Overhead	61,292.00	61,292.00	15,323.00	-45,969.00	25.0%	
8673 · C-L&P-Vehicle Gas	1,500.00	1,500.00	246.34	-1,253.66	16.42%	
8676 · C-L&P-Internal Lease	2,149.00	2,149.00	661.00	-1,488.00	30.76%	
Total Expense	357,395.00	328,820.00	40,346.23	-288,473.77	12.27%	
Net Income	0.00	28,575.00	317,048.77	288,473.77	1,109.53%	

NORTH BAY-MATTAWA CONSERVATION AUTHORITY
Profit & Loss Budget vs. Actual
Central Services
January through May 2019

	Budget	Revised Budget	Jan -May 19 Actuals	Variance from Budget	% of Budget	Comments
Ordinary Income/Expense						
Income						
9704 . CS-General Levy	50,300.00	50,300.00	50,300.00	0.00	100.0%	
Total Income	<u>50,300.00</u>	<u>50,300.00</u>	<u>50,300.00</u>	<u>0.00</u>	<u>100.0%</u>	
Expense						
9730 . CS-Wages & Salaries	14,692.00	14,692.00	5,891.46	-8,800.54	40.1%	
9736 . CS-Salaried Benefits	4,114.00	4,114.00	1,717.41	-2,396.59	41.75%	
9750 . CS-Equipment purchase	5,000.00	5,000.00	585.11	-4,414.89	11.7%	
9762 . CS-Services	14,958.00	14,958.00	4,583.03	-10,374.97	30.64%	
9766 . CS-Consulting Services	5,500.00	0.00	0.00	0.00	0.0%	
9767 . CS-Admin Overhead	6,036.00	6,036.00	1,509.00	-4,527.00	25.0%	
Total Expense	<u>50,300.00</u>	<u>44,800.00</u>	<u>14,286.01</u>	<u>-30,513.99</u>	<u>31.89%</u>	
Net Income	<u>0.00</u>	<u>5,500.00</u>	<u>36,013.99</u>	<u>30,513.99</u>	<u>100.0%</u>	

NORTH BAY-MATTAWA CONSERVATION AUTHORITY
Profit & Loss Budget vs. Actual
DIA Technical Services
January through May 2019

	Budget	Revised Budget	Jan -May 19 Actuals	Variance from Budget	% of Budget	Comments
Ordinary Income/Expense						
Income						
9803 - DIA Tech-Grants from Others	48,750.00	91,250.00	0.00	-91,250.00	0.0%	
9804 - DIA Tech-General Levy	129,085.00	129,085.00	129,085.00	0.00	100.0%	
9813 - DIA Tech-Other Revenue	63,975.00	117,594.00	63,975.00	-53,619.00	54.4%	
Total Income	241,810.00	337,929.00	193,060.00	96,119.00	139.75%	
Expense						
9830 - DIA Tech-Salaried Wages	67,789.00	67,789.00	26,866.34	-40,922.66	39.63%	
9836 - DIA Tech-Salaried Benefits	18,981.00	18,981.00	8,552.26	-10,428.74	45.06%	
9841 - DIA Tech-Staff Mileage & Expenses	2,400.00	2,400.00	371.40	-2,028.60	15.48%	
9842 - DIA Tech-Staff Certification & Training	3,200.00	3,200.00	0.00	-3,200.00	0.0%	
9850 - DIA Tech-Equipment Purchases	25,000.00	10,000.00	0.00	-10,000.00	0.0%	
9860 - DIA Tech-Materials and Supplies	1,750.00	1,750.00	115.46	-1,634.54	6.6%	
9862 - DIA Tech-Services	9,700.00	9,700.00	0.00	-9,700.00	0.0%	
9866 - DIA Tech-Consulting Services	97,500.00	191,119.00	46,117.63	-145,001.37	24.13%	
9867 - DIA Tech-Admin Overhead	15,490.00	17,990.00	3,872.50	-14,117.50	21.53%	
Total Expense	241,810.00	322,929.00	85,895.59	-237,033.41	26.6%	
Net Income	0.00	15,000.00	107,164.41	92,164.41	714.43%	

NORTH BAY-MATTAWA CONSERVATION AUTHORITY
Profit & Loss Budget vs. Actual
NBMCA Integrated Watershed Management
January through May 2019

	Budget	Revised Budget	Jan-May 19 Actuals	Variance from Budget	% of Budget	Comments
Ordinary Income/Expense						
Income						
9904 · NBMCA Watershd Plan-General Levy	42,000.00	42,000.00	42,000.00	0.00	100.0%	
9905 · NBMCA Watershd Plan-Special Levy	216,152.00	216,152.00	270,081.00	53,929.00	124.95%	
9913 · NBMCA Watershd Plan-Other Revenue	53,929.00	53,929.00	0.00	-53,929.00	0.0%	
Total Income	312,081.00	312,081.00	312,081.00	0.00	100.0%	
Expense						
9930 · NBMCA Watershd Plan-Salaried Wages	149,790.00	145,176.00	57,659.73	-87,516.27	39.72%	
9931 · NBMCA Watershd Plan-Contract Wages	17,239.00	17,239.00	7,763.69	-9,475.31	45.04%	
9932 · NBMCA Watershd Plan-Seasonal Wages	4,808.00	4,808.00	560.56	-4,247.44	11.66%	
9935 · NBMCA Watershd Plan-Salaried Benefits	45,470.00	44,178.00	19,813.32	-24,364.68	44.85%	
9942 · NBMCA Watershd Plan-Staff Certif & Train	2,400.00	2,400.00	105.00	-2,295.00	4.38%	
9950 · NBMCA Watershd Plan-TCA Purchase	8,600.00	8,600.00	0.00	-8,600.00	0.0%	
9951 · NBMCA Watershd Plan-Equipment Rental	7,000.00	7,000.00	0.00	-7,000.00	0.0%	
9953 · NBMCA Watershd Plan-Advertising	1,400.00	1,400.00	0.00	-1,400.00	0.0%	
9960 · NBMCA Watershd Plan-Materials & Supply	1,500.00	1,500.00	856.80	-643.20	57.12%	
9962 · NBMCA Watershd Plan-Services	6,900.00	6,900.00	4,392.49	-2,507.51	63.66%	
9966 · NBMCA Watershd Plan-Consulting Services	35,000.00	10,000.00	0.00	-10,000.00	0.0%	
9967 · NBMCA Watershd Plan-Admin Overhead	31,974.00	31,974.00	7,993.50	-23,980.50	25.0%	
Total Expense	312,081.00	281,175.00	99,145.09	-182,029.91	35.26%	
Net Income	0.00	30,906.00	212,935.91	182,029.91	688.98%	

NORTH BAY-MATTAWA CONSERVATION AUTHORITY
Profit & Loss Budget vs. Actual
Stewardship and Restoration
 January through May 2019

	Budget	Jan -May 19 Actuals	Variance from Budget	% of Budget	Comments
Ordinary Income/Expense					
Income					
107-03 - Stewardship-Grants from Others	133,798.00	10,150.00	-123,648.00	7.58%	
Total Income	<u>133,798.00</u>	<u>10,150.00</u>	<u>-123,648.00</u>	<u>7.58%</u>	
Expense					
107-31 - Stewardship - Contract Wages	43,980.00	8,984.47	-34,995.53	20.45%	
107-32 - Stewardship - Seasonal Wages	24,867.00	1,070.16	-23,796.84	4.3%	
107-36 - Stewardship - Salaried Benefits	11,016.00	2,859.82	-8,156.18	25.98%	
107-41 - Steward-Staff Mileage & Expenses	350.00	142.00	-208.00	40.57%	
107-52 - Stewardish - Publications & Printing	835.00	0.00	-835.00	0.0%	
107-60 - Stewardship-Materials & Supplies	24,050.00	6,816.51	-17,233.49	28.34%	
107-62 - Stewardship-Services	2,500.00	0.00	-2,500.00	0.0%	
107-64 - Stewardship-Vehicle Lease	3,200.00	0.00	-3,200.00	0.0%	
107-66 - Stewardship-Consulting Services	22,000.00	0.00	-22,000.00	0.0%	
107-73 - Stewardship - Vehicle gas	1,000.00	247.60	-752.40	24.76%	
Total Expense	<u>133,798.00</u>	<u>20,130.56</u>	<u>-113,667.44</u>	<u>15.05%</u>	
Net Ordinary Income	<u>0.00</u>	<u>-9,980.56</u>	<u>-9,980.56</u>	<u>100.0%</u>	
Net Income	<u>0.00</u>	<u>-9,980.56</u>	<u>-9,980.56</u>	<u>100.0%</u>	

NORTH BAY-MATTAWA CONSERVATION AUTHORITY
Profit & Loss Budget vs. Actual
WECI 2015/2016
January to May 2019

	Budget	Revised Budget	Jan -May 19 Actuals	Variance from Budget	% of Budget	Comments
Ordinary Income/Expense						
Income						
109-01 - WECI Project 2018/2019-Transfer Pay't		100,000.00	100,000.00	0.00	100.0%	
109-04 - WECI Project 2018/2019-Special Levy	150,528.00	150,528.00	150,528.00	0.00	100.0%	
109-13 - WECI Project 2018/2019-Other Revenue	142,045.00	142,045.00	142,045.00	0.00	100.0%	
Total Income	292,573.00	392,573.00	392,573.00	0.00	134.18%	
Expense						
109-30 - WECI Project 2018/2019-Salaried Wages	7,690.00	12,303.00	7,277.77	-5,025.23	59.15%	
109-36 - WECI Project 2018/2019-Benefits	2,153.00	3,445.00	2,331.60	-1,113.40	67.68%	
109-62 - WECI Project 2018/2019-Services		303,244.00	0.00	-303,244.00		
109-66 - WECI Project 2018/2019-Consult Servi	264,667.00	45,065.00	45,064.42	-0.58	100.0%	
109-67 - WECI Project 2018/2019-Admin Overhea	18,063.00	28,516.00	4,515.75	-24,000.25	15.84%	
Total Expense	292,573.00	392,573.00	59,189.54	-333,383.46	15.08%	
Net Income	0.00	0.00	333,383.46	333,383.46	100.0%	

NORTH BAY-MATTAWA CONSERVATION AUTHORITY
Profit & Loss Budget vs. Actual
Municipalities for Climate Innovation Program
January to May 2019

	Budget	Revised Budget	Jan -May 19 Actuals	Variance from Budget	% of Budget	Comments
Ordinary Income/Expense						
Income						
113-13 - MCIP-Other Revenue	40,000.00	40,000.00	40,000.00	0.00	100.0%	
Total Income	40,000.00	40,000.00	40,000.00	0.00	100.0%	
Expense						
113-66 - MCIP-Consulting Services	40,000.00	15,000.00	0.00	-15,000.00	0.0%	
Total Expense	40,000.00	15,000.00	0.00	-15,000.00	0.0%	
Net Income	0.00	25,000.00	40,000.00	15,000.00	160.0%	

NORTH BAY-MATTAWA CONSERVATION AUTHORITY
Profit & Loss Budget vs. Actual
LSHSC CAPITAL ASSET
January to May 2019

	Budget	Jan -May 19 Actuals	Variance from Budget	% of Budget	Comments
Ordinary Income/Expense					
Income					
112-13 · LSHSC Capital - Other Revenue	65,000.00	68,303.00	3,303.00	105.08%	
Total Income	<u>65,000.00</u>	<u>68,303.00</u>	<u>3,303.00</u>	<u>105.08%</u>	
Other Income/Expense					
Other Expense					
112-50 · LSHSC Capital - TCA Purchases	65,000.00	13,603.91	-51,396.09	20.93%	
Total Other Expense	<u>65,000.00</u>	<u>13,603.91</u>	<u>-51,396.09</u>	<u>20.93%</u>	
Net Income	<u>0.00</u>	<u>54,699.09</u>	<u>54,699.09</u>	<u>100.0%</u>	

NORTH BAY-MATTAWA CONSERVATION AUTHORITY
Profit & Loss Budget vs. Actual
LSHSC OPERATING RESERVE FUNDS
January to May 2019

	Budget	Jan - May 19 Actuals	Variance from Budget	% of Budget	Comments
Ordinary Income/Expense					
Income					
114-13 · LSHSC Operating Funds Reserve	60,000.00	60,000.00	0.00	100.0%	
Total Income	60,000.00	60,000.00	0.00	100.0%	
Gross Profit					
Expense					
114-60 · LSHSC Op Reserve-Mat & Supplies	60,000.00	0.00	-60,000.00	0.0%	
Total Expense	60,000.00	0.00	-60,000.00	0.0%	
Net Income	0.00	60,000.00	60,000.00	100.0%	



Draft

INCOME STATEMENT for the period of January 1 to May 31, 2019
Unaudited Financial Statements

	May 31, 2019		April 30, 2019		Net
Account	Revenue	Expense	Revenue	Expense	Net
Grant Eligible Core Activities					
Administration	211,356.79	130,013.86	149,706.99	100,125.11	49,581.88
Administration - Amortization Expense		95,890.70		95,890.70	-46,308.82
Watershed Planning	60,924.00	44,850.44	56,183.00	35,599.69	20,583.31
Flood Control	93,300.00	92,558.47	93,300.00	41,741.36	51,558.64
Erosion Control	38,729.00	26,440.31	38,729.00	19,766.59	18,962.41
Flood Forecasting	65,881.00	46,672.57	65,881.00	36,756.69	29,124.31
Ice Management	11,579.00	8,852.51	11,579.00	8,832.51	2,746.49
Source Protection Planning	140,726.88	87,066.91	140,726.88	72,794.91	67,931.97
Subtotal	622,496.67	436,435.07	556,105.87	315,616.86	240,489.01
Conservation Authority Core Activities					
Septics OBC	168,157.34	287,878.90	54,699.18	228,994.01	-174,294.83
Regulations and Fisheries	13,095.00	15,115.69	5,750.00	12,271.32	-6,521.32
Water Quality	4,545.00	1,984.32	4,545.00	529.10	4,015.90
CACIS	0.00	0.00	0.00	0.00	0.00
Outreach	18,303.28	21,013.30	13,138.28	16,934.07	-3,795.79
Interpretive Centre	104,313.42	88,870.57	92,581.42	78,500.64	14,080.78
Lands and Property Operations	85,845.50	49,488.84	84,457.46	44,920.89	39,536.57
Subtotal	394,259.54	464,351.62	255,171.34	362,150.03	-126,978.69
NBMCA Capital Projects					
Lands and Properties Capital - C/A's/Trails	357,395.00	40,346.23	357,395.00	36,717.21	320,677.79
Central Services	50,300.00	14,286.01	50,300.00	12,091.65	38,208.35
WFCA 2018/2019	392,573.00	59,189.54	292,573.00	56,170.07	236,402.93
Subtotal	800,268.00	113,821.78	700,268.00	104,978.93	595,289.07



Draft

INCOME STATEMENT for the period of January 1 to May 31, 2019

Unaudited Financial Statements

	May 31, 2019		April 30, 2019	
NBMCA Studies/Special Projects				
DIA Technical Project	98-00	193,060.00	107,164.41	193,060.00
Integrated Watershed Management Strategy	99-00	312,081.00	212,935.91	312,081.00
Stewardship and Restoration	107-00	10,150.00	-9,980.56	1,000.00
LSHSC Capital Reserve Fund	112-00	68,303.00	13,603.91	68,303.00
Municipalities for Climate Innovation Program	113-00	40,000.00	0.00	40,000.00
LSHSC Operating Fund	114-00	60,000.00	60,000.00	60,000.00
		<u>683,594.00</u>	<u>218,775.15</u>	<u>674,444.00</u>
Subtotal				
		2,500,618.71	1,267,234.59	2,185,589.21
NBMCA Total				
				985,758.11
				1,200,231.10

TO: The Chairman and Members
of the Board of Directors,
North Bay-Mattawa Conservation Authority

ORIGIN: Valerie Murphy, Regulations Officer

DATE: June 19, 2019

SUBJECT: Report On Development, Interference with Wetlands, and
Alterations to Shorelines and Watercourses Permits for board
approval

Background:

Section 28 of the *Conservation Authorities Act*, and subsequently Ontario Regulation 97/04 empowers each Conservation Authority to establish their own regulation to prevent the loss of life and property due to flooding and erosion, and to conserve and enhance natural resources. On May 4, 2006 the North Bay-Mattawa Conservation Authority (NBMCA) received its regulation entitled the Development, Interference with Wetlands, and Alterations to Shorelines and Watercourse Regulation (Ontario Regulation 177/06). This regulation will continue to be used as the tool by which the NBMCA manages issues related to development in natural hazard areas including areas with floodplains, wetlands and steep slopes. Within this regulation, a permit may be given by an Authority for development applications within the Authority's jurisdiction for:

28(1)(b) prohibiting, regulating or requiring permission of the authority for straightening, changing, diverting or interfering in any way with the existing channel of a river, creek, stream or watercourse, or for changing or interfering in any way with a wetland;

28(1)(c) prohibiting, regulating or requiring the permission of the authority for development if, in the opinion of the authority, the control of flooding, erosion, dynamic beaches or pollution or the conservation of land may be affected by the development.(Conservation Authorities Act, R.S.O. 1990, Chapter C.27).

On February 8, 2013, the amended Ontario Regulation 177/06 came into effect. These amendments were approved by the NBMCA Board of Directors on December 19, 2012. One of the amendments that was included, and which was approved by the NBMCA Board of Directors, included the delegation of approvals of permit applications to the following designated employees:

- Chief Administrative Officer, Secretary-Treasurer
- Director, Planning & Development

As such, this Board Report is being presented to the NBMCA Board of Directors for information purposes.

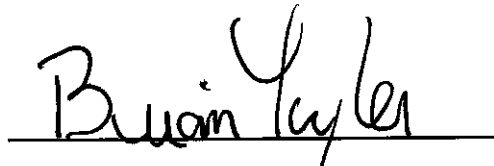
Analysis:

Thirty new permits were issued by the Conservation Authority in 2019 since the previously approved minutes as per the policies, procedures and guidelines of the NBMCA under Development, Interference with Wetlands and Alterations to Shorelines and Watercourses Regulation. A table summarizing the details of these permits is attached to this report.

Of these thirty permits, nine were issued for the construction of accessory structures, five were issued for site grading activities, four were issued for the construction of new single family dwellings and four for shoreline restoration projects. There were two permits issued each for the construction of additions, installation of culverts and landscaping and one permit was issued for the completion of ditching works and erosion control works.



Valerie Murphy, Regulations Officer



Brian Tayler, CAO-Secretary Treasurer

DEVELOPMENT, INTERFERENCE WITH WETLANDS AND ALTERATIONS TO SHORELINES AND WATERCOURSES

FOR NBMCA BOARD INFORMATION ON: June 19, 2019 PERMIT YEAR: 2019

File No.	Name of Applicant	Municipality	Legal Description/ Address	Name of Regulated Feature	Nature of Work	Date Complete Application Received	Development Interference with Wetlands and Alterations to Shorelines and Watercourses	
							Permit No./Date of Issuance	
REF-19-03	Tim and Lori Collins	East Ferris	Pt. Lot 45 Plan M505 PCL 14538 WF 1034 Nosbonsing Park Road	Lake Nosbonsing	Construct a new single family dwelling, detached garage, gazebo and site grading	March 21, 2019	#16-19	May 16, 2019
RCALL-19-06	Barry Twitt	Callander	Pt. Lot 24 Plan 250 385 Greenwood Road	Callander Bay	To place additional rip rap/blast rock along shoreline of property	May 14, 2019	#17-19	May 16, 2019
RCALL-19-04	Dr. Neil Lawrence	Callander	Pt Lot 681 and 686, Plan M38, RP42R17377, Parts 2 and 4 Pcl 6747 and 6596 1878 Highway 94	Unnamed creek	To construct a wet flood proofed addition to existing commercial building	May 2, 2019	#18-19	June 4, 2019
RNB-19-05	Terry Black	North Bay	Pt. Lot 31 Con 12 Part 1-5 Plan 36R-9931 Pcl 49180-0239 Pinewood Park Drive	Cooks Creek	To complete a cut and fill in the floodplain, to construct a retaining wall, to place rip rap in storm water outflow and construct a concrete headwall	May 7, 2019	#19-19	May 22, 2019
REF-19-05	Barbara Breault	East Ferris	Pt. Lot 18 Con 14 Pcl 3661 WF Vacant land Highway 17 East	Un-evaluated wetland	To place fill and grade site	May 9, 2019	#20-19	May 22, 2019
RCALL-19-07	Municipality of Callander (Andrew Klooster)	Callander	Hillsiding Road	Boulder Creek and un-evaluated wetland	To install an overflow culvert adjacent to existing culvert	May 17, 2019	#21-19	May 24, 2019

DEVELOPMENT, INTERFERENCE WITH WETLANDS AND ALTERATIONS TO SHORELINES AND WATERCOURSES

FOR NBMCA BOARD INFORMATION ON: June 19, 2019

PERMIT YEAR:

2019

RNB-19-12	City of North Bay (Scott Franks)	North Bay	Tower Drive and Lees Road	Lee's Creek	To re-establish roadside ditching along Tower Drive and the west side of Lee's Road	May 21, 2019	#22-19 May 24, 2019
REF-19-06	Marcel Degagne	East Ferris	Pt. Lot 21 Con 11 REM PCL 429 WF Oak Ridge Vacant Land	Unnamed watercourse	To install three culverts on access road	May 23, 2019	#23-19 May 24, 2019
RNB-19-17	Jesse Shortt	North Bay	Pt. Lot 16, Con B, PCL 3342 WF SKI Ridge Estates	Armstrong Creek	To create rock check dam in the upstream reach of Armstrong Creek to address ongoing erosion and sedimentation	May 27, 2019	#24-19 May 28, 2019
RNB-19-13	Tom Birmingham	North Bay	Pt. Lot 33, Con 18, PCL 5766 WF 385 Highway 17 East	Passmore Lake and Parks Creek PSW	To rebuild garage on same footprint	May 23, 2019	#25-19 May 29, 2019
RNB-19-14	Erin Deadman (c/o Marcel Degagne)	North Bay	Pt. Lot 23, Con 2 1150 Mantha Road	Unnamed, unevaluated wetland	To place fill to raise area for new single family dwelling and the construction of a new single family dwelling	May 24, 2019	#26-19 May 29, 2019
RNB-19-15	All and Jodi Amer	North Bay	Pt. Lot 103, Plan M-206, PCL 1870 WF 1067 Premier Road	Lake Nipissing	Construct flagstone patio and place additional rocks along shoreline	May 24, 2019	#27-19 May 29, 2019
RNB-19-19	Breaden Morabito	North Bay	Plan NR-1629 Pt 1 240 Lees Road	Lees Creek	To repair sink hole near culvert	May 28, 2019	#28-19 May 29, 2019
RNB-19-16	Daniel and Arlene Hartford	North Bay	Pt. Lot 48 and 49, Plan M-206, PCL 2394 and 2417 26 Hollywood Street	Lake Nipissing	To construct a new deck and place fill for site grading	May 27, 2019	#29-19 May 29, 2019

DEVELOPMENT, INTERFERENCE WITH WETLANDS AND ALTERATIONS TO SHORELINES AND WATERCOURSES

FOR NBMCA BOARD INFORMATION ON: June 19, 2019 PERMIT YEAR: 2019

RCALL-19-05	Erik Thomsen	Callander	Pt Lot 14 and 15, Plan 250, RP 42R5927, Part 3 REM Part 4	Lake Nipissing	To construct a new limestone retaining wall and to remove existing retaining wall and add fill	May 30, 2019	#30-19 May 31, 2019
RNB-19-11	David Bossert	North Bay	Pt Lot 64 and 65, Plan 82 864 Amelia Street	Chippewa Creek Floodplain	To construct an attached garage with second level storage	May 17, 2019	#31-19 May 31, 2019
RBO-19-01	George Piche	Bonfield	Pt Lot 21, Con 11, REM Pcl 23491 855 Highway 17 E	Unnamed watercourse	To construct a new detached garage	May 30, 2019	#32-19 May 31, 2019
RCHI-19-02	Hilal and Frapporti	Chisholm	Pt Lot 25, Con 18, Part 1 Plan 36R12311, Pcl 16072	Lake Nosbonsing	To construct a patio stone pad for gazebo and cantilever dock	May 23, 2019	#33-19 June 3, 2019
RNB-19-20	Heffernan and Dietrich	North Bay	Pt Lot 17, LOC 14384, Plan M253 and RP 36R12226, Part 1 Pcl 3923 1500 D Peninsula Road	Trout Lake	Construction of new SFD	May 28, 2019	#34-19 June 4, 2019
REF-19-07	Degagne Carpentry	East Ferris	Pt Lot 24, Plan M522 81 Treadlightly	Unnamed watercourse	Place rip rap, install a drainage culvert, and construct new SFD	May 24, 2019	#35-19 June 4, 2019
RNB-19-21	Yannick Bouchard	North Bay	Pt Lot 17, Plan M476, Pcl 12917 67 Kathryn Cres.	Escarpment	To construct an attached garage, a shed, install a fence, and grade back yard	May 31, 2019	#36-19 June 13, 2019

DEVELOPMENT, INTERFERENCE WITH WETLANDS AND ALTERATIONS TO SHORELINES AND WATERCOURSES

FOR NBMCA BOARD INFORMATION ON: June 19, 2019 PERMIT YEAR: 2019

RNB-19-18	NBMCA	North Bay	Bank of Chippewa Creek at Oak Street Tunnel	Chippewa Creek	To place rip rap by hand along bank of Chippewa Creek	May 28, 2019	#37-19 June 13, 2019
RNB-19-22	City of North Bay (c/o Mark Thomas)	North Bay	Pt Lot 11, Plan M204, Pt Pcl 114444 Portage Beach	Trout Lake	Grade shoreline, place rip rap	May 31, 2019	#38-19 June 13, 2019
RBO-19-02	Michel Guillemette	Bonfield	Pt Lot 4 & 5, Con 7 & 8, PEM Pcls 12836 & 13941 45 Martin Lane	Lake Nonsong	Raise existing cottage to install new foundation, reconstruct deck, and construct new crib dock	May 31, 2019	#39-19 June 13, 2019
RMMATT-19-01	Ian Foster – Sid Turcotte Park	Mattawa	Part 120, Pplan 7, 750 Mattawan Street	Mattawa River	To excavate to install hydro lines, water supply lines and sewage drain to new campsites	June 13, 2019	#40-19 June 13, 2019
RNB-19-23	Mashford/ Zuck	North Bay	Pt Lot 8, Con C, 36R-11197, 1-3 Pcl 5697 35A Viceroy Road	Trout Lake	Construct new shed, remove existing boathouse, and grade/stabilize area	May 31, 2019	#41-19 June 17, 2019
REF-19-08	Casey Phillips	East Ferris	Pt Lot 46, Plan M505, Pcl 14538 757 Nonsonging Park Road	Lake Nonsonging	Grade access corridor and place armour stone at shoreline	June 3, 2019	#42-19 June 17, 2019
REF-19-09	Heather and James Brunet	East Ferris	Pt Lot 11 and 12, Con 2, RP NR152, Part 1 Pcl 7433 10 Mullins Lane	Lake Nonsonging	To remove existing damaged boathouse	June 5, 2019	#43-19 June 17, 2019
REF-19-10	Susan and Harvey Sefton	East Ferris	Pt Lot 12, Con 15, Part Lot 12, Plan 36R11647, Pcl 19178, 130 Woodcliffe Road	Trout Lake	To construct a new garage	June 5, 2019	#44-19 June 17, 2019

DEVELOPMENT, INTERFERENCE WITH WETLANDS AND ALTERATIONS TO SHORELINES AND WATERCOURSES

FOR NBMCA BOARD INFORMATION ON: June 19, 2019 **PERMIT YEAR:** 2019

RNB-925	Mike and Lia Butti	North Bay	Plan 55 Pt 16 17 56 57 101 Campbell Ave	Lake Nipissing	Landscaping (patio and sod) in lake front yard	June 6, 2019	#45-19 June 17, 2019
----------------	--------------------	-----------	---	----------------	--	--------------	--------------------------------

TO: The Chairman and Members of the Board of Directors,
North Bay-Mattawa Conservation Authority

ORIGIN: Sue Buckle, Manager, Communications and Outreach

DATE: June 26, 2018 Board Meeting

SUBJECT: Communications and Outreach Update

Background:

The role of Communications and Outreach at NBMCA is to undertake corporate communications initiatives and provide internal support to the CAO and program staff to help raise awareness of NBMCA and our role as watershed managers; foster environmentally sustainable behaviours; and further the implementation of strategic priorities. Communications and outreach initiatives are developed with an integrated approach, based on a continuum of desired outcomes with our stakeholders – to inform, educate, dialogue, foster stewardship or advocate.

Analysis:

Flood Communication

NBMCA's Communication and Outreach efforts in the second quarter of 2019 focused on providing updates to the public and media on the flooding situation through a variety of strategies including 16 media releases, the creation of six flood specific webpages including the 2019 Spring Update page that was updated almost daily, as well as regular social media posting on twitter and facebook. The events were chronicled on video by the Communications Intern and videos were incorporated in messaging that also focused on NBMCA's mandate of natural hazard and flood management. Communications worked collaboratively with the Duty Officer to coordinate accurate and timely messaging, particularly with the media. The media training workshop held in March, before the flooding began, provided local media with the science behind flood forecasting and proved to be beneficial in media relations and messaging during the flooding.

Media Relations

In total, there were 243 media mentions during the 77 days of April 1 to June 17, the majority of which related to the flooding. Other media coverage focused on the impact of the provincial funding cut to NBMCA and Conservation Authorities, the Launch of Forest Talk Radio at Laurier Woods Conservation Area, the Source Protection Annual Report, the Chippewa Creek Environmental Assessment posting for public comment, and openings on the Source Protection Committee. We have fostered an increased interest and coverage by CBC and CBC Radio Canada.

Social Media

A goal in this time period was an increased presence and community engagement through social media. We have had assistance with the development and enhancement of our social media strategy from VS Group. There have been a series of info graphics and messages developed which have succeeded in increasing our social media connections. Analytics are currently being compiled. A report will be presented to the Board at the meeting. Communications and Outreach also participated in three social media campaigns launched through Conservation Ontario including Drinking Water Source Protection Week, Healthy Hikes, and promotion of Conservation Authorities as natural hazard managers (in response to the provincial cutbacks in funding to CAs).

Outreach Events

The launch of Forest Talk Radio at Laurier Woods Conservation Area on May 27 was a milestone as it features a unique combination of science, arts, technology, and natural heritage. We know of no other such initiatives in the province. Local media artist Dave Merleau created an old fashioned radio show on a smart phone application that is activated based on GPS locations, with the radio host (a fungi) interviewing trees and other natural characters to tell the story of the forest in Laurier Woods CA. Information on how to download the application is available on the kiosk sign at the Brule St. trailhead or online at www.foresttalkradio.ca

Recommendation:

That the Board receives and accepts the Report and appends it to the minutes of this meeting.

RECOMMENDED RESOLUTION:

None required.



Sue Buckle, Manager, Communications & Outreach



Brian Tayler, CAO/Secretary-Treasurer



Communications & Outreach Update Report to the Board – June 26, 2019

NBMCA Outreach Initiatives April to June 2019

Involving NBMCA program staff from Communications & Outreach, Lands & Stewardship, On-site Sewage Systems.

May 7 – 11	Clean, Green & Beautiful North Bay Steering Committee / Clean-Up Partnership with City of North Bay, Heritage Gardeners, NB District Chamber of Commerce, Clark Communications, (Communications & Outreach)
May 10-12	North Bay Home Show – North Bay Home Builders Association Memorial Gardens, North Bay (Communications & Outreach)
May 11	Scout Tree Plant (Stewardship)
May 25	Forest Talk Radio Launch Laurier Woods Conservation Area (Communications & Outreach, Lands, Friends of Laurier Woods)
May 26	East Ferris Trade Show (Communications & Outreach)
May/June	Chippewa Creek EcoPath Adopt-the-Creek Clean-ups Rotarac, Best Buy, Chippewa Secondary School “Raider Aid”, Living Fit, Ruby Yoga, Bergeon Family, Nipissing University and Arugula
May/June	“Tower Tours” North Bay Battalion – Tryout Families Tourism North Bay – Familiarization Tour for Charter Bus Tourism Operators North Bay Probus Club (Communications & Outreach)
May/June	Environmental Programs for Schools Nature & You @ NBMCA’s Natural Classroom
May-September	Recycle Bikes Program coordinated by Discovery Routes. NBMCA partners by providing space in lower lodge for bikes and bike repairs. Recycle Bikes accepts used bicycle donations, refurbishes them and redistributes the bikes back to the community to individuals in need. (Lands)
June 10	Action 50+ Club in East Ferris Presentation on Shoreline Conservation and Restoration (Stewardship)
June 12	Biodiversity Presentation and Milkweed Seed Planting at Alliance School Project by Alyson Ranger, Chippewa Secondary School Student (Supported by Communications & Outreach, Stewardship)
June 21	Septic Presentation at the Armour/Ryerson/Burks Falls public info session on post-flood management for property owners in this area. (On-site Sewage System)

Upcoming Events & Initiatives

- July 26 Eau Claire Gorge Conservation Hike
Guest Guide Geologist Larry Dyke
Come explore a natural adventure that began millions of years ago!
(Communications & Outreach, Lands & Stewardship)
- July 27 Mattawa River Canoe Race
(Communications & Outreach / All Staff)
- July 29 Project Learning Tree – Green Jobs in Green Spaces initiative
Media event to recognize funders for students in the Lands & Stewardship Programs
Event marks arrival of Green Jobs Manager Zac Wagman in North Bay on a cross-
Canada cycling adventure on a wooden bike to raise awareness of the program and
jobs available in the green sector. (Stewardship/Communications & Outreach)
- July/August Environmental Summer Camps –
Canadian Ecology Centre @ NBMCA's Natural Classroom
- July/August Zumba on the Beach & SUP Yoga @ Elks' Lodge 25 Family Park
(Private partners)
- August 17 Louise de Kilrine Lawrence Nature Festival, Laurier Woods Conservation Area
Partnership with Nipissing Naturalists
(Communications & Outreach, Lands & Stewardship)
- September 23 Chippewa Creek EcoPath Festival
Supported by City of North Bay, North Bay Indigenous Friendship Centre,
Heritage Gardeners, Trees4Nipissing, Eagle Tree Service
(Communications & Outreach, Stewardship)

NBMCA's 2019 Digital Communications

Websites

nbmca.ca
actforcleanwater.ca
chippewaecopath.ca
mattawarivercanoerace.ca
restoreyourshore.ca

Facebook

facebook.com/NBMCA
facebook.com/ChippewaCreekEcoPath

Twitter

@theNBMCA
@ChippewaEcoPath
@MRcanoerace

Instagram

[nbmcainfo](https://www.instagram.com/nbmcainfo)

TO: The Chairman and Members
of the Board of Directors,
North Bay-Mattawa Conservation Authority

ORIGIN: Water Resources Engineer

DATE: June 26, 2019

SUBJECT: 2019 Spring Freshet Brief

Background:

The North Bay-Mattawa Conservation Authority (NBMCA) provides Flood Forecasting and Warning (FF&W) services within its area of jurisdiction as per the *Conservation Authorities Act*. NBMCA's jurisdiction may be defined as: the drainage basin of the Mattawa River, those areas which drain into Lake Nipissing within the City of North Bay, the Wasi River watershed, and the Municipality of Callander. For areas outside of NBMCA's jurisdiction, FF&W services are provided by the North Bay Ministry of Natural Resources and Forestry (MNR).

FF&W is provided primarily by issuing Flood Messages, which can be a "Watershed Conditions Statement – Water Safety", a "Watershed Conditions Statement – Flood Outlook", a "Flood Watch", or a "Flood Warning". The individual responsible for day-to-day operation of the FF&W program and issuing Flood Messages is the NBMCA Duty Officer (Water Resources Engineer). Final decision making power rests with the NBMCA Flood Warning Coordinator (CAO). NBMCA Communications staff are responsible for providing the Flood Messages issued by the Duty Officer to the public through the media, as well as nbmca.ca and our Facebook, Twitter, and Instagram accounts.

The following analysis briefly summarizes the 2019 spring freshet in terms of peak water levels, climate, flood messages, and other key points. Several aspects of the 2019 spring freshet, including the Town of Mattawa state of emergency, will be addressed in a more fulsome report to be presented to the board at a later date. This report will also include a more detailed and specific discussion of the flood event at various locations and subwatersheds within NBMCA's jurisdiction.

Analysis:

The 2019 spring freshet saw significant flooding within NBMCA's area of jurisdiction. A summary of watercourse gauge readings is provided in **Table 1** below, which shows the "pre-event" levels (as of April 17), as well as the ultimate peak level, the date and time of the peak, and the rise from the "pre-event" level to the peak.

Table 1: Summary of Watercourse Gauge Peaks within NBMCA's Area of Jurisdiction

Station Name	Pre-Event Level (m)	Pre-Event Date (yyyy-mm-dd)	Peak Level (m)	Date of Peak (yyyy-mm-dd)	Time of Peak (24 hour)	Peak Rise (m)
Chippewa Creek	13.51	2019-04-17	14.66	2019-04-19	03:25	1.15
La Vase River	11.56	2019-04-17	13.05	2019-04-19	13:35	1.49
Wasi River	8.85	2019-04-17	9.56	2019-04-27	07:00	0.71
Amable du Fond River	7.16	2019-04-17	7.57	2019-04-30	02:30	0.41
Turtle Lake	202.09	2019-04-17	202.42	2019-04-24	05:15	0.33
Lake Talon	9.95	2019-04-17	11.20	2019-04-24	18:30	1.26
Lake Nosbonsing	237.94	2019-04-17	238.09	2019-04-27	17:00	0.15
Ottawa River	151.39	2019-04-17	155.64	2019-05-11	9:20	4.25
Lake Nipissing	195.06	2019-04-17	196.60	2019-05-29	18:05	1.54

An above-average winter snowpack and a slow start to the melt with cool temperatures in the first three weeks of April, combined with substantial precipitation over the Easter Weekend (April 18), resulted in substantial flooding throughout the watershed. A comparison of this year's monthly precipitation to historical averages (called "climate normals") is shown in **Table 2** below.

Table 2: 2019 Freshet Comparison to Climate Normals

North Bay Airport	Dec.	Jan.	Feb.	March	April	May	June
Received Precipitation (mm)	87.0	66.9	70.0	60.0	144.7	132.1	87.6
Normal Precipitation (mm)	70.9	67.6	52.6	65.4	67.2	87.6	95.2
% Normal	122.7%	99.0%	133.1%	91.7%	215.3%	150.8%	92.0%

¹Precipitation reported for June is up to and including June 16th (approximately halfway through month)

The Flood Messages issued by NBMCA for the 2019 spring freshet are listed in **Table 3** below. NBMCA had an active Flood Warning from April 18 until June 19 this year, for a total of 63 days in Flood Warning.

Communications promptly posted Flood Messages on nbmca.ca, Facebook, Twitter, and Instagram, which showed an increase in followers and activity throughout the flood event. Communications also consistently reposted and retweeted social media messaging from municipalities and provided links to municipal updates on the NBMCA website.

A Spring 2019 Flood Update page was created and a quick link button placed on the home page. The NBMCA webpage <https://www.nbmca.ca/watershed-management/flood-forecasting/spring-2019-flood-event-updates/> was updated daily in consultation with the Duty Officer.

In addition to issuing Flood Messages, NBMCA also operated the Parks Creek Backflood Control Structure this year due to the high Lake Nipissing level, to mitigate flooding to 350 homes within the Parks Creek neighbourhood. The

structure began operation and pumping on May 2 around 8:00pm, and ceased operation on June 18 around 10:30am, having been in operation for approximately 48 days.

Table 3: NBMCA Flood Messages during 2019 Freshet Flood Event (to June 20)


Bulletin #	Date Issued	Bulletin Type	Location
1	April 17, 2019	Flood Watch	NBMCA Area of Jurisdiction
2	April 18, 2019	Flood Warning	NBMCA Area of Jurisdiction
3	April 23, 2019	Flood Warning	NBMCA Area of Jurisdiction
4	April 25, 2019	Flood Warning	NBMCA Area of Jurisdiction
5	May 2, 2019	Flood Warning	NBMCA Area of Jurisdiction
6	May 6, 2019	Flood Warning	NBMCA Area of Jurisdiction
7	May 7, 2019	Flood Warning	NBMCA Area of Jurisdiction
8	May 8, 2019	Flood Warning	NBMCA Area of Jurisdiction
9	May 16, 2019	Flood Warning	NBMCA Area of Jurisdiction
10	May 22, 2019	Flood Warning	NBMCA Area of Jurisdiction
11	May 24, 2019	Flood Warning	NBMCA Area of Jurisdiction
12	May 29, 2019	Flood Warning	NBMCA Area of Jurisdiction
13	June 3, 2019	Flood Warning	Lake Nipissing
		Watershed Conditions - Water Safety	Remainder of NBMCA Area of Jurisdiction
14	June 7, 2019	Flood Warning	Lake Nipissing
		Watershed Conditions - Water Safety	Remainder of NBMCA Area of Jurisdiction
15	June 11, 2019	Flood Warning	Lake Nipissing
		Watershed Conditions - Water Safety	Remainder of NBMCA Area of Jurisdiction
16	June 14, 2019	Flood Warning	Lake Nipissing
		Watershed Conditions - Water Safety	Remainder of NBMCA Area of Jurisdiction
17	June 15, 2019	Flood Warning	Lake Nipissing
		Flood Watch	Mattawa River
		Watershed Conditions - Water Safety	Remainder of NBMCA Area of Jurisdiction
18	June 19, 2019	Flood Watch	Lake Nipissing
		Watershed Conditions - Water Safety	Remainder of NBMCA Area of Jurisdiction
19	June 26, 2019	Watershed Conditions - Water Safety	Lake Nipissing & Lower Mattawa River


Recommendation:

That the board receives this brief summary of the 2019 spring freshet flood event.

RECOMMENDED RESOLUTION:

THAT the 2019 Spring Freshet Brief board report is received and appended to the minutes of this meeting.


 Kurtis Romanchuk, Water Resources Engineer


 Brian Tayler, CAO